

Heathrow ground handlers performance report

Improving airport operations every day

Number of air traffic movements (ATMs) managed per year

480,000

Number of ramp handlers at Heathrow

8

How your performance is measured

Maximum points available for each measurable area

Safety

42 points

Turnround audits	10
Vehicle defect notices	5
Infringement notices	10
Driver penalty points	10
Aircraft incidents	5
Community safety sweep attendance	2

Compliance

28 points

Environmental incidents	4
Publication of accurate ETD/TOBT (CDM)	10
Departures punctuality	5
Late dispatchers	5
ULD compliance	4



Service delivery

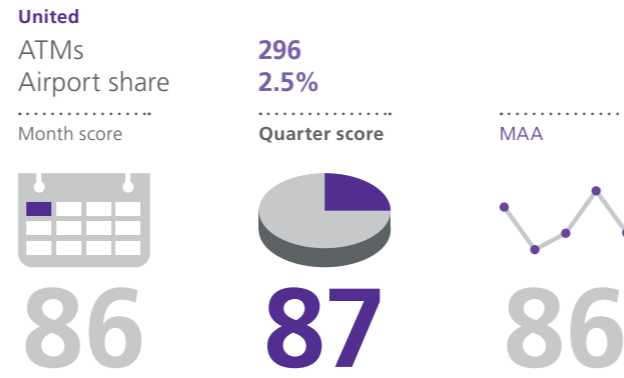
30 points

Baggage – first bags	5
Baggage – last bags	5
Baggage – transfers	20

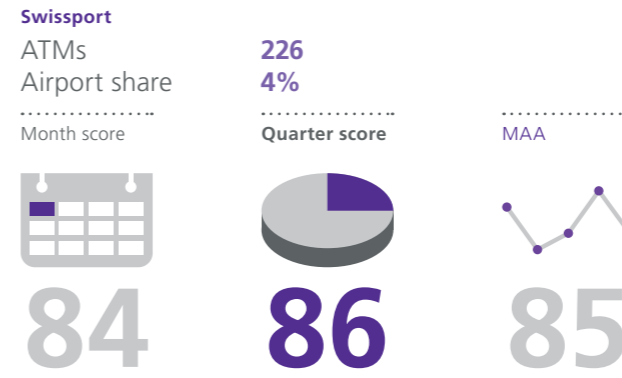
Safety, compliance and service delivery = 100 points

Ramp handlers performance chart – December 2020

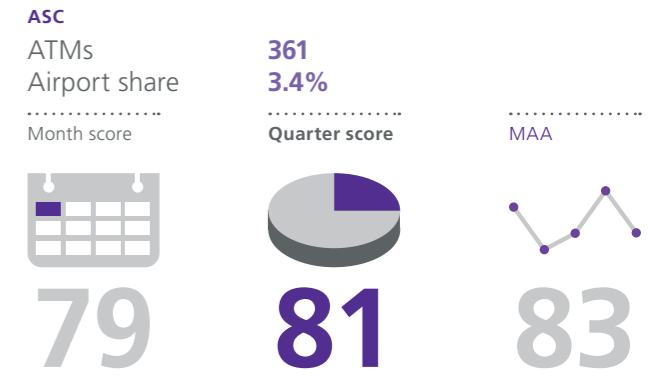
UNITED



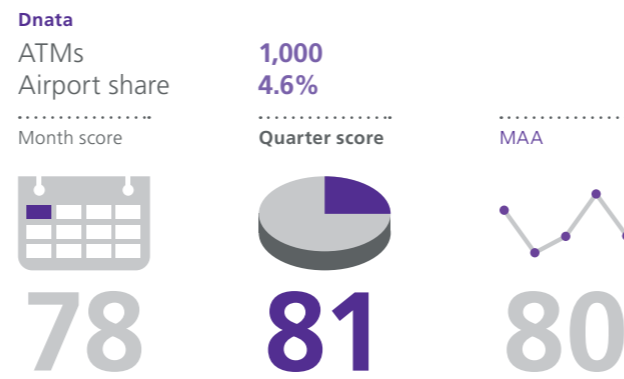
swissport



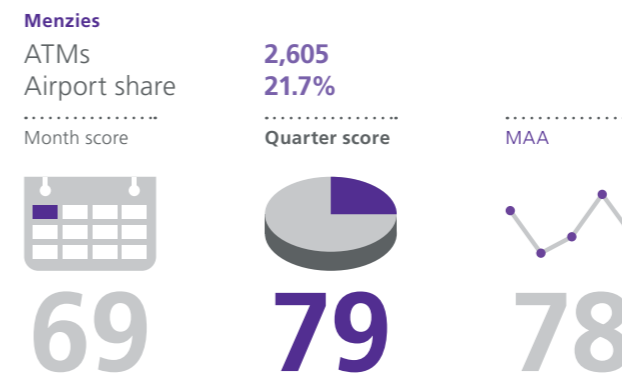
ASC



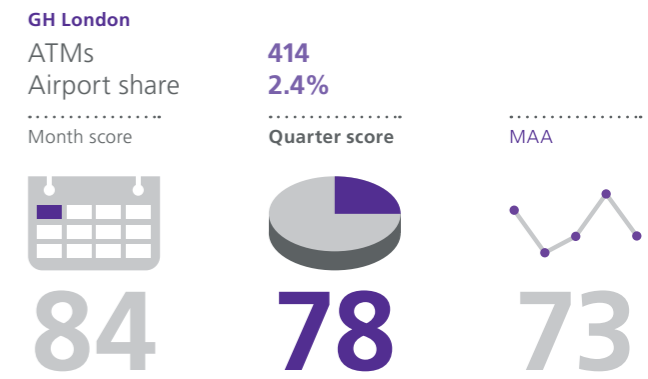
dnata



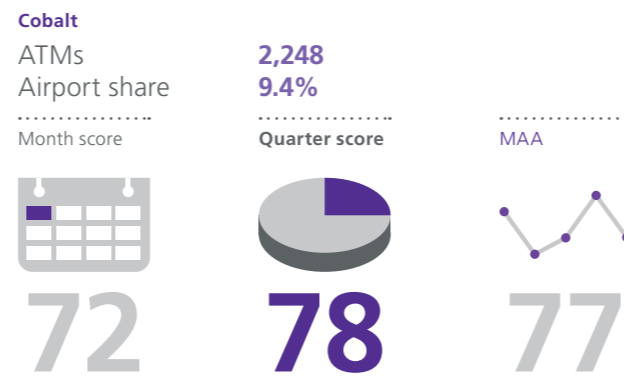
Menzies AVIATION



qh LONDON Ground Handling Services



COBALT



BRITISH AIRWAYS

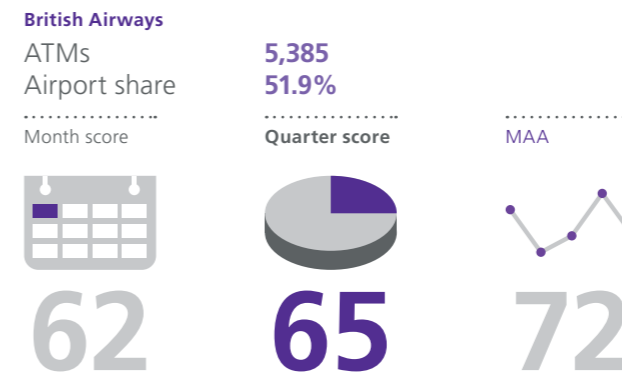


Chart notes

Quarter = Last 3 months
MAA = Moving Annual Average, The average score over the last 12 months
Only 3rd-party handlers servicing >1% of monthly ATM are listed.